

# The Wren

# 50<sup>th</sup> Edition

January 2025



Together Everyone Achieves More



@JennyruthW



@jennyruthworkshops



@JennyruthWorkshop



[www.jennyruth.co.uk](http://www.jennyruth.co.uk)



[jennyruth-workshop](https://www.linkedin.com/company/jennyruth-workshop)

# Contents

Hello and Happy New Year!

I can't believe this is our 50th Edition, where has the time gone? Special thanks to Anna and the team for all their hard work.

2024 was a wonderful and very busy year for us at the workshop and as the year came to a close, we still found time for fun and frivolity alongside all the hard work.

I'd like to take this opportunity to thank everyone for making it such a successful and memorable year

Take care

*Nicky*

**3** Meet The Team  
Get to know the magazine team

**4** WOWs  
Last month's WOWs

**8** Visits and Events  
Find out what we've been up to

**14** News from the Workshops

**21** Wonderful Workers  
All about the lovely Ryan

**23** Cooks' Corner

**27** Volunteering  
Find out more about volunteering

**28** Fundraising  
Find out about the many ways you can support us

**30** Birthdays

**31** Dates for the Diary

**32** A Message From....  
Jessica and Ryan

# Meet the team



**Editor** Anna Smith

**Deputy Editor** Jessica Lewis

**Head of Photography** Jonathan Evason

**Art Director** Jamie Allen

**Senior Journalist** Tom Oates

**Head Reporter** Bethany Evason

**Creative Director** Therese Thompson



# Our Amazing WOWs

Every week we celebrate the incredible achievements of one of our workers. Last month Dawn, Christopher, Gardening Group, Ryan R and Victoria received Worker of the Week (WOW).



Dawn Wright  
Worker of the Week  
2<sup>nd</sup> December 2024



- For the fantastic wrapping paper that she creates.

Nicky

CEO



Christopher Stanfield  
Worker of the Week  
2<sup>nd</sup> December 2024



- For sewing a gift bag independently.
- For being a multi-tasking man!

Nicky

CEO



Gardening Group  
Worker of the Week  
4<sup>th</sup> December 2024



- For working so well together as a team.
- For making the bug hotel look amazing.
- For being really independent.
- For continuing to work hard, even in the cold weather.

Nicky

CEO

# WOW



Ryan Rhodes  
Worker of the Week  
18<sup>th</sup> December 2024



- For superb stencilling
- For being brilliant in the magazine group.
- For being a Paintshop champion sander.

*Nicky*

CEO



Victoria Thomis  
Worker of the Week  
17<sup>th</sup> December 2024




- For working so well in design group.
- For being very enthusiastic in the Blue Peter group and working well with others.
- For the brilliant Highland cow coasters she has created.
- For painting in white, including the eyes on her Highland cows.

*Nicky*

CEO





# Visits and Events

## Stall at Moors Care Centre



We arrived and set up our stall. The residents came downstairs to have a look at what we've made. The people who work there also did some shopping. They bought sets of 3 trees, wrapping paper and Christmas on sticks. I enjoyed showing the customers our products. We had a good day.



**By Christopher Stanfield**

## Cheque Presentation at the MG Garage

Beth and Kelly had a lovely time visiting the MG garage in Harrogate to receive a very kind donation. Beth had some great photos with all the staff and other participating charities.





# Thirsk Decorating Centre

Nikki and James from Thirsk Decorating Centre visited the workshop to present us with a cheque from their 'An autumn evening of colour with Little Greene Paint' fundraiser!



# Leeds BT Christmas Fair

We went to the BT Christmas Fair. We set the stall up in the atrium of the BT Building for the people who work there. They came during their breaks to visit the stalls and buy gifts. We had a great time selling our products!



# Dunesforde Vineyard




Avril and Shirin had great fun running a stall at Dunesforde Vineyard's Christmas Fair. It was an amazing setting with lots of different stalls. It was a busy event with some fabulous live music. They met many people who had already heard of Jennyruth Workshops which was wonderful. We hope to be invited back again next year!

# Marston Cum Grafton Coffee Morning

Every year we look forward to the Marston Cum Grafton Coffee Morning as it's such a fantastic community event.


It was a successful morning! Lots of people came and enjoyed the cakes available. We had a very busy stall and ran a raffle. Jonathan did the bacon butties in the kitchen and the hot drinks.

A big thank you to everyone who attended, baked cakes and donated raffle prizes.




# Tap on the Tutt Christmas Fair

Kelly and Sue got in the festive spirit at the Tap on the Tutt Christmas Market. The rain didn't tap on their spirits as they were surrounded by twinkling lights and Christmas music. They met some lovely customers and sold lots of our fabulous products.



# ITV Studios' Christmas Fair

Jonathan, Ryan, Anna and Avril had great festive fun at the ITV Studios' Christmas Fair. Jonathan loved meeting Father Christmas and telling him all about the workshop. Ryan was completely starstruck from meeting several members of the cast of Emmerdale.



# Harrogate Christmas Market

Avril, Anna, Kelly  
and Hannah ran  
our last stall of the  
year at the  
Harrogate  
Christmas Market.



# News from the Workshops




## 50th Edition of The Wren magazine

I just want to give a huge shout out to all the incredible workers who have been a part of 'The Wren' magazine over the past 50 editions! They have done such a fantastic job and every edition shows off how much work they have put into writing articles, typing them up, interviewing people, taking photos and choosing the layout. I couldn't be prouder of every single one of them! - Anna

I have been in the magazine group on three occasions because of my excellent of touch typing. I enjoy writing up all the interesting and fun articles from brilliant trips and amazing stalls that happen all year. I have enjoyed writing and collecting the articles for the January edition with the delightful help from kind Jessica. Writing the magazine is a fun and active way of communicating and listening to all the interesting activities, days out and stalls. We have covered lots of stalls that have happened in the run up to Christmas. It has been good to hear what all the other workers get up to. I have also enjoyed writing pieces about Monk Park Farm and the Yorkshire Show, which I took part in.



**By Tom Oates**



I have really enjoyed being in the magazine group. I have been working on the computer. I enjoy typing up on canva. I get lots of help and support from Anna. She's cool as a cucumber. I have enjoyed the whole thing. I would like to do it again next year.

**By Jonathan Evason**



I have really enjoyed working on the computer alongside Therese. Therese and I do the typing up and then edit our work include checking for spelling mistakes. Being in the magazine has helped me with my grammar. I really enjoy being in the magazine course and Anna is the perfect tutor to work with when I need any help. Therese is also very helpful with me on the computer. I hope to get to do the magazine next year.

**By Jamie Allen**



✨ It has given me a lot of skills with the computer  
 ✨ It has given me some confidence  
 ✨ It has helped me make some more friends  
 ✨ I feel more relaxed about it now  
 ✨ It has been my fave thing ever to do

**by Therese Thompson**



# 2024 Christmas Video


For those who missed it....our fabulously festive Christmas Video is available on YouTube to brighten everyone's day!






# Christmas Party

We celebrated in style at our annual Christmas party!



# Talent Show 2024







# Wonderful Workers

**A section dedicated to our fabulously fantastic workers! Each month we will be putting different workers in the spotlight by interviewing them about their life! This month it's all about Ryan H.**

**How many years have you been coming to Jennyruth workshop?**

I have been here since July 2007.

**What hobbies do you have?**

I like watching films, my favourite is Chitty Chitty Bang Bang. I also love Disney films. I love sitting by the fire with a hot chocolate doing some colouring in. I also enjoy going to the theatre.

**Why do you like coming to Jenny Ruth workshops?**

Coming here makes me smile because I get to be with my friends. I like being with my best friend Daniel.

**What is your favourite place to go on holiday?**

My favourite place to go on holiday is Center Parcs. I like playing darts and eating at the Pancake House.

**Do you have any siblings?**

I have a brother called Thomas and a sister called Rebecca.

**What have you improved at the most since you started?**

I have learnt lots of new skills! I am very independent in packaging. I know where everything is. I am really good at stencilling and detail painting.







# Cooks Corner

This month we have a delicious recipe for **Chicken, Ham and Leek Pie** which we found on the **BBC Good Food website**.

**Perfect for Christmas leftovers!**



**1 tbsp vegetable oil**

**600g chicken thigh fillets roughly chopped**

**60g butter**

**2 Leeks, trimmed and sliced**

**2 Garlic Cloves finely chopped or grated**

**125ml white wine**

**60g Plain Flour plus extra for dusting**

**400ml chicken stock**

**250ml milk**




**2 bay leaves**

**few thyme sprigs**

**180g ham (either thick sliced or leftover cooked ham), roughly chopped**

**500g pack puff pastry**

**1 Egg beaten**



## Method

- 1) Heat the oil in a large frying pan over a medium heat and fry the chicken until browned all over (it doesn't need to be cooked through at this point), about 6-8 mins. Remove to a plate, leaving the oil in the pan.
- 2) Fry the leeks for 8-10 mins in butter on a medium-low heat until softened. Stir in the garlic and cook for 1 min more. Pour in the white wine and cook for a few minutes so the alcohol evaporates and the liquid reduces a little.
- 3) Sprinkle over the flour and stir until a thick paste has formed. Gradually pour in the stock, stirring well between each addition until combined, about 5 mins. Pour in the milk, then bring to a simmer and cook for 1 min, stirring all the time to prevent lumps forming. Stir in the bay leaves, thyme, chicken and ham. Season to taste. Pour into a large pie dish.
- 4) Heat the oven to 200C/180C fan/gas 6. Lightly dust the worktop with flour, then roll out the puff pastry to 1/2cm thick. Cut a disc of pastry big enough to cover the pie dish with a little overhang. Lightly brush the rim of the pie dish with some of the egg, then lay the pastry over the filling and the rim of the dish. Crimp the edges and use any pastry offcuts to decorate the pie, if you like, using the egg to help them stick. Glaze the whole pastry top with more egg, then bake for 45 mins-1 hr until golden and the filling is piping hot.









# Volunteering



**Would you like to be a part of a vibrant social enterprise, working with wonderful, friendly people and to feel like you make a difference?**

**We offer a range of volunteering opportunities at Jennyruth Workshops. These include enabling and supporting our workers in:**

- office skills and educational courses
- painting wooden gifts and products in the paintshop
- cutting out wooden items and assembling habitat boxes in the scroll saw/assembly room
- work experience and voluntary work outside of Jennyruth Workshops
- talks and running stalls at crafts fairs and shows

**We also have volunteers who help with fundraising events.**



**Please check the events list and if you would like to help out at any of these please email Avril at [info@jennyruth.co.uk](mailto:info@jennyruth.co.uk)**

# Fundraising

There are numerous ways that you can support Jennyruth Workshops.

Fancy starting your own fundraiser? Click the link to create a Just Giving page and start raising money for Jennyruth Workshops!

<https://www.justgiving.com/fundraising-page/creation/?cid=3261823>



You can donate via our website:



Click the link to make a regular or one off donation!



Easy Fundraising gives people an easy and free way to raise donations for Jennyruth Workshops through online shopping

You can also add the Donation Reminder button to your browser so whenever you're shopping online – the Donation Reminder automatically lets you know when you're on any site that offers donations with #easyfundraising.

<https://www.easyfundraising.org.uk/donation-reminder/>

It's now been made even easier...just scan the QR Code to sign up or visit <https://www.easyfundraising.org.uk/> to find out more.





# Happy Birthday

## January

Martyn Dean

Kelly Mazza

William Scrope

Adam Chapman

Richard Swearman

Josephine Mitchell

Julie Wright

Chris Cerexhe

Simon Headley

Carol Gauld

Lucy Newell

Jonathan Evason

Richard Naish



# Dates for the Diary

## A note for volunteers

If you would like to help out at any of our events then please get in touch by emailing Avril at [info@jennyruth.co.uk](mailto:info@jennyruth.co.uk).

**Our events calendar for the year is already starting to fill up!**

**Check back in the next edition for more information about this year's events!**

# A Message from



**Jennyruth Workshops**  
**Unit 5, Red House Farm,**  
**Bridge Hewick**  
**Ripon**  
**North Yorkshire**  
**HG4 5AY**

**01765 606620**

