

The Wren

Issue 52

March 2025



Together Everyone Achieves More



@JennyruthW



@jennyruthworkshops



@JennyruthWorkshop



www.jennyruth.co.uk



[jennyruth-workshop](https://www.linkedin.com/company/jennyruth-workshop)

Contents

Hello and welcome to our latest edition of The Wren.

How time flies by; I can't believe we're into March already!

We are as busy as ever here at the workshop but have still found the time for some trips out and talks to WI groups this month.

This weekend sees us out and about at Sights and Sounds at Ripon Cathedral, do come along and see us there.

Enjoy catching up on our news over a cuppa.

Until next time

Take care

Nicky

- 3** Meet The Team
Get to know the magazine team
- 4** WOWs
Last month's WOWs
- 7** Visits and Events
Find out what we've been up to
- 15** News from the Workshops
- 18** Rachael's Photos
- 19** Robin's Fun facts
Time to learn!
- 23** Wonderful Workers
All about the amazing Rebekah!
- 25** Cooks' Corner
- 29** Volunteering
Find out more about volunteering
- 30** Fundraising
Find out about the many ways you can support us
- 34** Birthdays
- 37** Dates for the Diary
- 44** A Message From....
Robin

Meet the team



Editor Anna Smith and Shelley Atkinson

Deputy Editor Jessica Lewis

Head of Photography Rachael Addison

Art Director Ryan Hearfield

Senior Journalist Daniel Allen

Head Reporter Tom Hodgson

Creative Director Robin Wilson




Our Amazing WOWs

Every week we celebrate the incredible achievements of one of our workers. Last month Ryan, Emma, Mark and Christopher received Worker of the Week (WOW).



Ryan Hearfield
Worker of the Week
4th February 2025



- For Ryan H for his stenciling which has been amazing.
- For continuing to paint details well.
- For being a pleasure to be around.
- For having a great rapport with other workers.

Nicky

CEO



Emma Schofield
Worker of the Week
12th February 2025



- For being a superb ambassador for Jennyruth Workshops while at Community Works for Gill's retirement party. She spoke to various people, including the partners of people who had visited the workshop.
- For being very thoughtful to other workers. Mark split his water and Emma helped him without being asked.
- For always checking on Tom and Jerry and making sure they are ok.

Nicky

CEO



Christopher Stanfield
Worker of the Week
18th February 2025



- For producing superb wrapping paper
- For completing the whole of an order from scratch including the fine detail work
- For concentrating hard
- For working hard in the stenciling group.

Nicky

CEO



Mark Maddison
Worker of the Week
26th February 2025



- For happily doing what he has been asked to do.
- For being polite and respectful in woodwork.
- For singing and being really happy in paintshop.
- For having a full conversation with Harry in woodwork.

Nicky

CEO





Visits and Events

Talk to Grewelthorpe WI

I went to do a talk with Jessica and Avril to Grewelthorpe WI. It was a small group of ladies and it was upstairs in the Village Hall. When we got there we had a chat with the ladies and set up the technology for the talk and also we set up a stall.

My voice was pre-recorded on the presentation but I also talked and answered some questions. One of the ladies asked if I like working at Jennyruth Workshops and what I like doing best. I said yes I do and I like wrapping group because I like thinking of new design ideas.

After the talk we had a cup of tea and biscuits and we sold some products on our stall. Me and Jessica had a zettle each so we could both take payments. We sold some cards, bee homes and peanut feeders.

I really enjoyed giving a talk, it made me feel proud. I would like to do one again soon!

By Tom Hodgson



Woodwork - Royal Armouries



I visited the Royal Armouries at Leeds with Woodwork. The first thing I noticed was how the weapons changed over time from sticks and stones to machine guns. It showed a very violent history from 10,000 years ago to modern day. We saw different armours from over the years. We saw some Japanese samurai swords and armour.

The Battle between England and France (1337 - 1453) there were 5 English Kings and 5 French Kings during that time. England were eventually defeated. The War of the Roses then began. The White Rose of Yorkshire against the Red Rose of Lancashire and this lasted 30 years (1455 - 1485). Henry VII from Lancashire defeated Richard III from York. What I found most interesting was how past events have formed the world today. What shocked me the most was the lack of mercy shown in the modern times. I enjoyed the re-enactment because of the modernisation of that period. It was quite light hearted. It makes me appreciate the peaceful times I live in today. Too many people take it for granted, we should learn from our mistakes.

By Robin Wilson






Woodwork went on a day out to the Royal Armouries in Leeds on Thursday the 13th of February. We had a look around the displays there, my favourite was the one about Vikings. We went to watch a two handed sword fight in one of the galleries. Afterwards each of us had a chance to hold a sword with two hands. We saw different guns throughout the ages, saw a Japanese gallery, James Bond guns and Lord of the Rings' swords.

The gift shop was interesting with lots of Viking books about the Norse gods, Viking helmets, jewellery, pens, bags and colouring books. It was a very interesting and exciting day at the Royal Armouries.

By Victoria Thomas

Thirsk Decorating Centre



We went to the Thirsk Decorating Centre to interview Jamie for our magazine. We had a look at the paints. I got to choose my favourite colour so we could make our own paint. I got to press the buttons on the machine that mixed the paint. They gave us a goody bag. My favourite part was looking at the different coloured paints.

by Rachael



There were so many colours! Lots of different shades of white. There was some paint that had a finish called Tom Oil Eggshell, that made me smile because it was my name.

My favourite part was mixing the colours using the computer. You put the tin in a machine which vibrates to mix the colours. I liked talking to Jamie about what his job was.

by Tom H

Tom and Rachael interviewed Jamie, the Managing Director of Thirsk Decorating Centre and Founder/CEO of Splat

Decorating Supplies



How many tins of paint do you sell in a year?

Wow! A lot of paint! Approximately 50 tins a day so 20,000 tins a year. We could paint the whole of Thirsk!

How many colour variations are there available?

These are more colours than tins sold - the designer tins [Farrow + Ball etc] plus the trade brands total 100,000 colours - most are shades of grey!

What colour paint do you sell the most of?

White - very boring! Every colour starts white then the colour goes on top.

Next is green/ blue - they are very popular at the moment. Rachael likes pink/ lilac, Tom loves blue. Jamie loves bright colours - his favourite is a bright yellow called Mr David!

Do you enjoy your job?

I do yes! I love paint + colour. This used to be Dad's business so I have been mixing colours and mixed since I was a child.

How long has the shop been open?



It's been here on this site since 2016, before that on the industrial park since 2008 - so 17 years as a paint shop.

Before that we didn't sell paint - just stains and varnish etc. Rachael has been at JRW 10 years + Tom is in his 4th year.

What is the most entertaining part of your job?

Doing things like this! Being able to be involved with customers and community groups and to help sort out people's problems with colour.

At the end of the interview Jamie asked Rachael and Tom what their favourite thing to paint at the workshop is - Rachael enjoys painting the bird boxes, the colours for these are mixed at Thirsk Decorating Centre. Tom has enjoyed painting his dragon shaped earrings.



Talk to Knaresborough WI



I went to a talk to Knaresborough WI with Avril, Emily and Jamie A in Knaresborough. We were going to show a presentation on all the fabulous work we do in the workshop.

I was responsible for all the technology and the presentation. Jamie did a fantastic job of speaking and I clicked through the slide show.

We all did a brilliant job on the stall selling the products. Jamie and I were on the Zettle scanning all the products that the customers bought. We all sat down and had a lovely warm cuppa and a piece of cake.

Then after we all helped together as a team to put all the technology and the products in the minibus. We finally went back to the workshops.

By Jessica



The Scrap Creative Reuse Arts Project Ltd

SCRAP Centre of Creative, Reuse Play and Learning is a social enterprise based in a creative space at Sunnybank Mills, Farsley, Leeds. They were established in 2006 in a small unit in Leeds and have grown a great deal in size since then, developing from a funding reliant organisation to a self-sustainable not-for-profit social enterprise. From their centre they divert over a hundred tonnes of business waste per year from landfill to play, learning and community projects across the region. They achieve this mainly by running a shop which sells low cost resources that would have gone to waste. They also provide ScrapSheds to schools across Yorkshire, run environmental corporate days and training and craft sessions for adults and children.

A group from the workshops went to visit recently to find out more.

"Avril bought some fabric and has made a skirt from it. Carol bought some materials for sewing and Shirin bought some fabric". **Vee**


"They sell biodegradable dish cloths"
Vee



"We discussed some jewellery workshops which I am interested in"
Vee

"There was a workshop offering a course to make dungarees"
Vee

News from the Workshops



An egg-cellent piece of art work by Adam to get you all egg-cited for a cracking Easter in April!



'Eggciting' Painting Workshop

Claro Lounge, 39 Market Place, Ripon, HG4 1BZ

Thursday 10th April

11am -12:30pm

£7.50 per child

A fun painting workshop where children ages 4-11 will get to paint a variety of Easter shapes with the help of our wonderful Jennyruth Workshops team.

Parents/Guardians must remain on site throughout the session but the Claro Lounge has a fantastic drinks menu and wifi.

To book your child's spot please contact the workshop info@jennyruth.co.uk or use the link/QR Code below!

<https://www.jennyruth.co.uk/book-online>



Bird Box Building Experience

Looking for an original gift idea?
How about a Bird Box Building Experience at
Jennyruth Workshops?

£99

Choose which style of bird box you want to make ...

Tit Box



Robin Box



Blackbird Box



... and decorate it
using a range of
stencils in colours of
your choice.



We'll provide component parts, materials, tools and tuition - along with a sandwich lunch. Your unique bird box will be finished and ready to take home by 4pm

The day will include a tour of our workshop, as well as assembling and decorating your own bird box to take home.

Arriving at 10am, your experience will start with a hot drink and safety briefing. This will be followed by a tour of our workshop where you'll meet our 'workers', one of whom will show you around and guide you through the process of creating your own bird box.

Then it's off to the woodwork area where you'll sand the wooden components of your bird box, drill and screw the box together, assemble and fit the roof. You'll add finishing touches: roofing felt, a hanging hook, and one of our trademark wrens.

After lunch you'll move on to the paint shop where you'll be able to stencil on decorations to make your bird box truly unique.

This experience is suitable for adults aged 18+.

The cost of £99 per person includes all you'll need to make your bird box and will help support our workshop. Experiences are available Monday to Friday 10am-4pm. All materials, tools and safety boots will be supplied for the day.

The experience is for one person to attend. It is possible to book 2 experiences so that 2 people (max.) can attend together, each making their own box. Please contact us to enquire about similar experiences for larger groups.

Our workshop is near Ripon HG4 5AY. Parking on site.

Additional personalisation options (e.g. name plaque, bespoke cut outs or stencils, ...) can be pre-booked at an additional cost.

For more information, to book or request a gift voucher for our Bird Box Building experience, please email us: info@jennyruth.co.uk or phone 01756 606620 (Mon-Fri, 8.30am - 4.30pm).

Rachael's Photos



Robin's Fun and Interesting Facts.



Fountains Abbey was closed down in 1539 by Henry VIII because the king wanted to dissolve England's monasteries. The abbot, prior and monks were sent away with pensions.

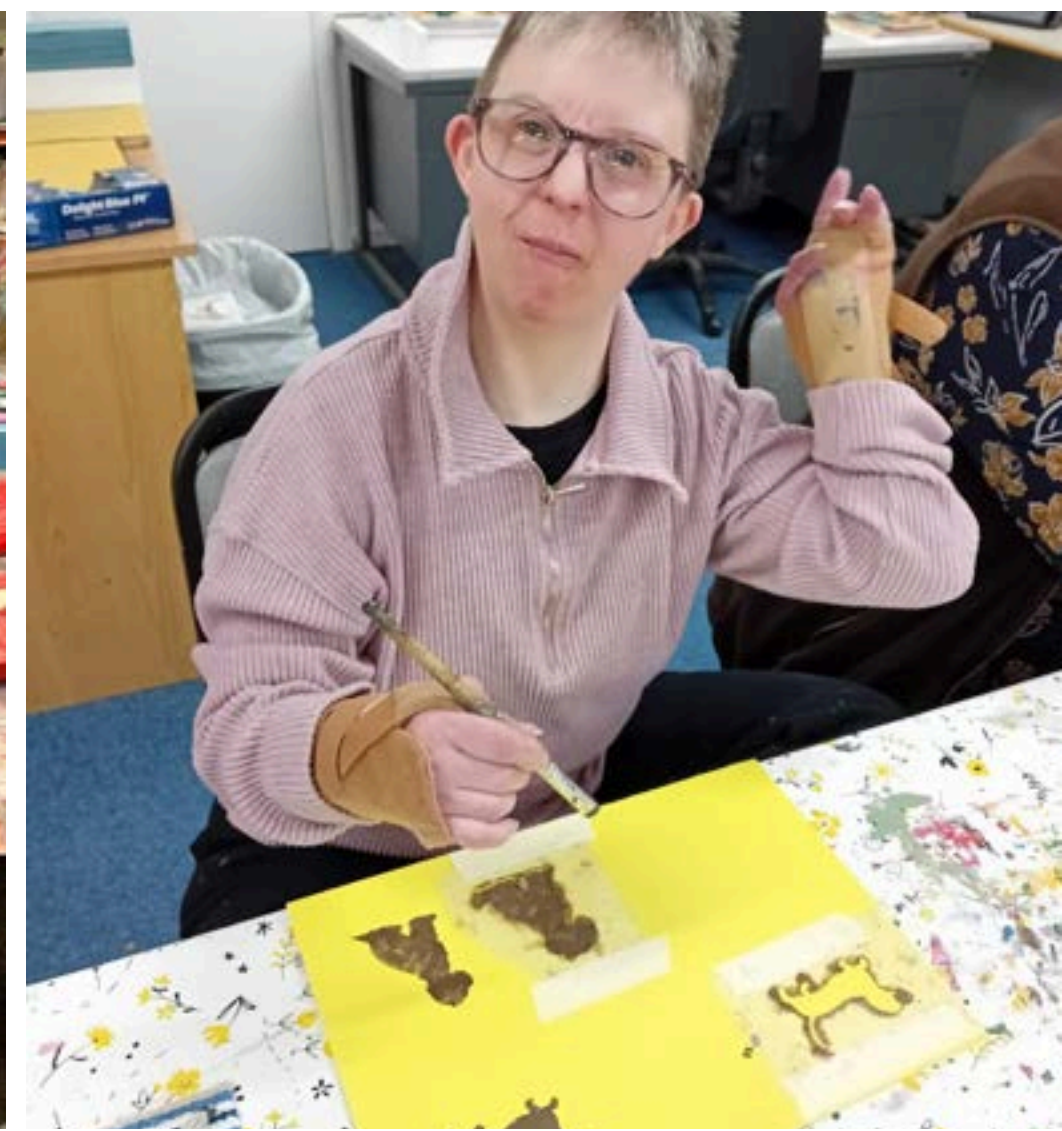


The Arctic Tern is known for its long yearly migration. It travels from its Arctic breeding grounds to Antarctica where it enjoys the Antarctic summer, covering around 25,000 miles, which is the longest migration of any animal.



Did you know that cooked crocodile tastes like chicken?







**THURSDAY
MORNINGS**

ARE

**TOY
LIBRARY**

MORNINGS


Stay & Play Have Fun

Borrow toys

Community House, Allhallowgate

from 10 - Noon

ripontoylibrary@outlook.com

 Find us on
Facebook

Wonderful Workers

A section dedicated to our fabulously fantastic workers!
Each month we will be putting different workers in the spotlight by interviewing them about their life! This month it's all about **Rebekah.**

How long have you been coming to Jennyruth Workshops?
Since the building opened in 2004. My Mum and Dad set Jennyruth Workshops up.

What do you like doing outside of the workshops? What are your hobbies?
Dancing, Football, Swimming and Tennis.



What was your favourite TV programme?
Masterchef and Bake Off.

What are you looking forward to most this year?
Doing more baking.

Are you going on holiday this year?
I am going on a family holiday to Centre Parcs.

What music do you like listening to?
Cliff Richard, Elvis and Donny Osmond.

What is your favourite animal?
Cows and Reggie.







Cooks Corner

Taken from the BBC Good Food website, serve these cinnamon roll pancakes for breakfast or brunch with caramel yogurt and maple syrup.

They also make an inspired dessert for Pancake Day.



Prep: 10 mins

Cook: 25 mins

Serves 10

Ingredients

145g self-raising flour

1 tsp baking powder

1 tbsp golden caster sugar

1 tsp cinnamon

2 eggs

40g butter

melted

140ml milk

3 tbsp light brown soft sugar

1 tbsp maple syrup

plus extra to serve (optional)

1 tbsp vegetable oil

6 tbsp toffee or caramel yogurt

to serve (optional)



Method

Step 1

Weigh the flour in a large jug or bowl. Add the baking powder, caster sugar, ½ tsp cinnamon and a generous pinch of salt. Whisk to combine.

Crack in the eggs, add ½ the butter and all the milk, then whisk to a smooth batter. Will keep in the fridge overnight.

Step 2

Stir the rest of the cinnamon, the light brown sugar and the maple syrup into the remaining melted butter. Add 3 tbsp of the pancake mixture and mix. Transfer to a squeeze bottle fitted with a small nozzle or a piping bag.

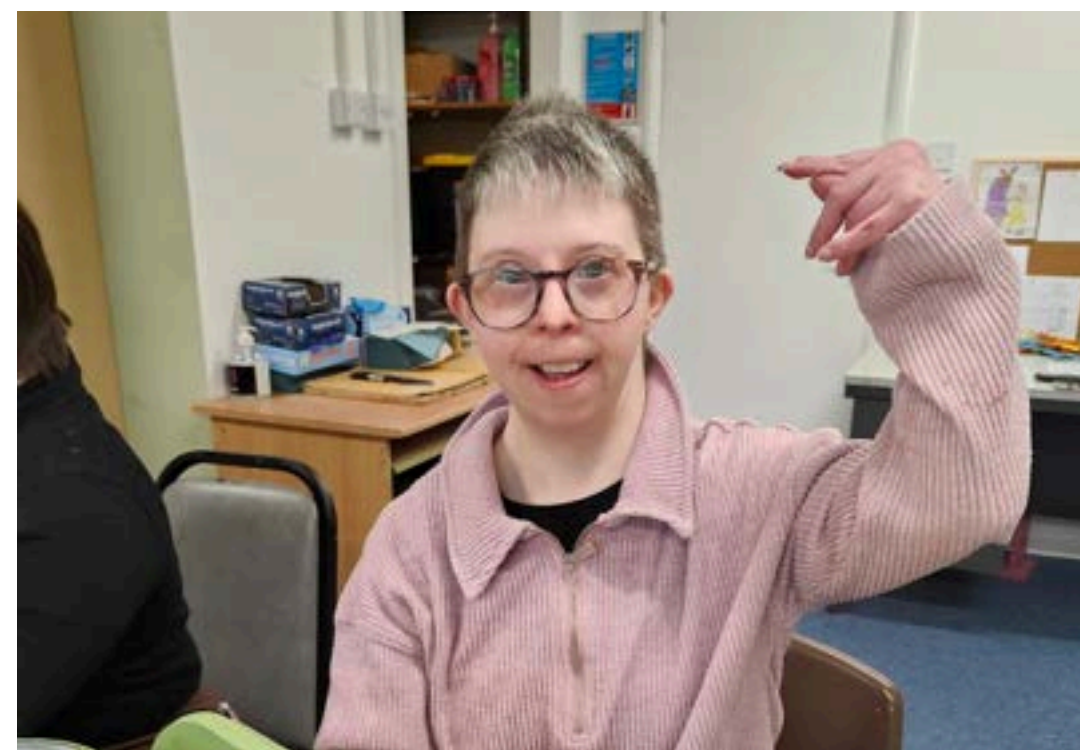
Step 3

When you're ready to cook, pour a little oil in your largest frying pan, and wipe out any excess with some kitchen paper. Keeping the pan over a low-medium heat, spoon 2-3 tbsp mounds into the pan for each pancake, leaving space for them to expand as they cook. You should get three or four in at a time. Use the cinnamon mixture in your bottle or piping bag to pipe swirls on top of each pancake. When the pancakes start to set around the edges and you see bubbles appear on top, carefully flip and cook for another 2-3 mins until golden and cooked through. Keep warm in a low oven while you continue cooking the rest of the batter.

Step 4

Serve the pancakes with yogurt and extra maple syrup, if you like.





Volunteering



**Would you like to be a part of a vibrant social enterprise?
Here you'll work with wonderful, friendly people and make a
difference!**

We offer a range of volunteering opportunities where you will be enabling and supporting our workers in:

- Sewing, baking, cooking and educational courses in the Mess Room
- Painting wooden products in the Paintshop
- Cutting out wooden items and assembling products in Woodwork
- Packaging and promoting products in the Other Room
- Stencilling, designing, gardening, Blue Peter Badge Group and so much more in the Training Room
- Work experience and volunteering in the community
- Stalls at crafts fairs and shows, talks and fundraising events

We are also a popular choice for **'Employer Supported Volunteering'**.



**Please check the events list and if
you would like to help out at any of
these please email Avril at
info@jennyruth.co.uk**

Fundraising

There are numerous ways that you can support Jennyruth Workshops.

Fancy starting your own fundraiser? Click the link to create a Just Giving page and start raising money for Jennyruth Workshops!

<https://www.justgiving.com/fundraising-page/creation/?cid=3261823>



You can donate via our website:



Click the link to make a regular or one off donation!

Easy Fundraising gives people an easy and free way to raise donations for Jennyruth Workshops through online shopping

You can also add the Donation Reminder button to your browser so whenever you're shopping online – the Donation Reminder automatically lets you know when you're on any site that offers donations with #easyfundraising.

<https://www.easyfundraising.org.uk/donation-reminder/>

It's now been made even easier...just scan the QR Code to sign up or visit <https://www.easyfundraising.org.uk/> to find out more.





Charity Golf Day

Thursday 24th July 2025



Teams of 4 playing Stableford Competition $\frac{3}{4}$

Handicap Jennyruth Workshops Golf Classic played at the picturesque **Ripon City Golf Club** with Tee Times from **10.00 am until 2.00 pm.**

A fabulous day is assured with prizes galore

- 1st three teams
- Nearest the Pin
- Longest Drive
- Coloured Ball Competition
- plus the inevitable "Wooden Spoon"

£250 for each team of 4 players (includes two-course meal).

If you can't make it, you can still help this wonderful charity with great sponsorship opportunities.

Contact our Golf Day Organiser: Don Grundy

Email: don.sadiegrundy@gmail.com

Tel: 07579969261



Harrogate Road Methodist Church



**An Evening of
Music and Song**



Saturday March 22 at 7.00pm

Featuring



**Pandemonium Choir
Ripon Youth Theatre**



**Ryan Stocks - Owl Adventures
Jonathan and Liz
(violin and piano)**



**in aid of
Jennyruth Workshops**



**Tickets £5.00 each
including refreshments, from
Little Ripon Book Shop (cash only)
Stuff 4 Offices (cash or card)
Church Stewards**





Happy Birthday



Tom Oates
Avril Crack
Mel Milnes
Sue Evason
Tim Newell
Phil Newton
Jackie Grant







Dates for the Diary

A note for volunteers

If you would like to help out at any of our events then please get in touch by emailing Avril at info@jennyruth.co.uk.

March



SIGHTS and SOUNDS of RIPON

- Local Charities
- Local Services
- Volunteering

Free entry **10am - 1.30pm**



A free family-friendly day. A celebration of local charities and local services, discover volunteering opportunities, and access advice and support.

Join us at Ripon Cathedral, Ripon Library, Ripon Museums and Ripon Town Hall

For more information contact Ripon.Library@northyorks.gov.uk



A partnership initiative by:
my neighbourhood
your community

We are looking forward to holding our



RIPON CATHEDRAL

Spring Food, Home and Garden Fair


Saturday 29th March 2025
10AM-4PM

April and May

Harrogate Spring Flower Show at the Yorkshire Showground
Thursday 24th - Sunday 27th April



Saving Yorkshire Dogs at Bedale Park
Sunday 11th May



July and August

The Great Yorkshire Show
Tuesday 8th July – Friday 11th July



Superhero Family Day at Thirsk Racecourse
Friday 8th August



October and November

Saving Yorkshire Dogs Show at Bedale Park
Sunday 12th October



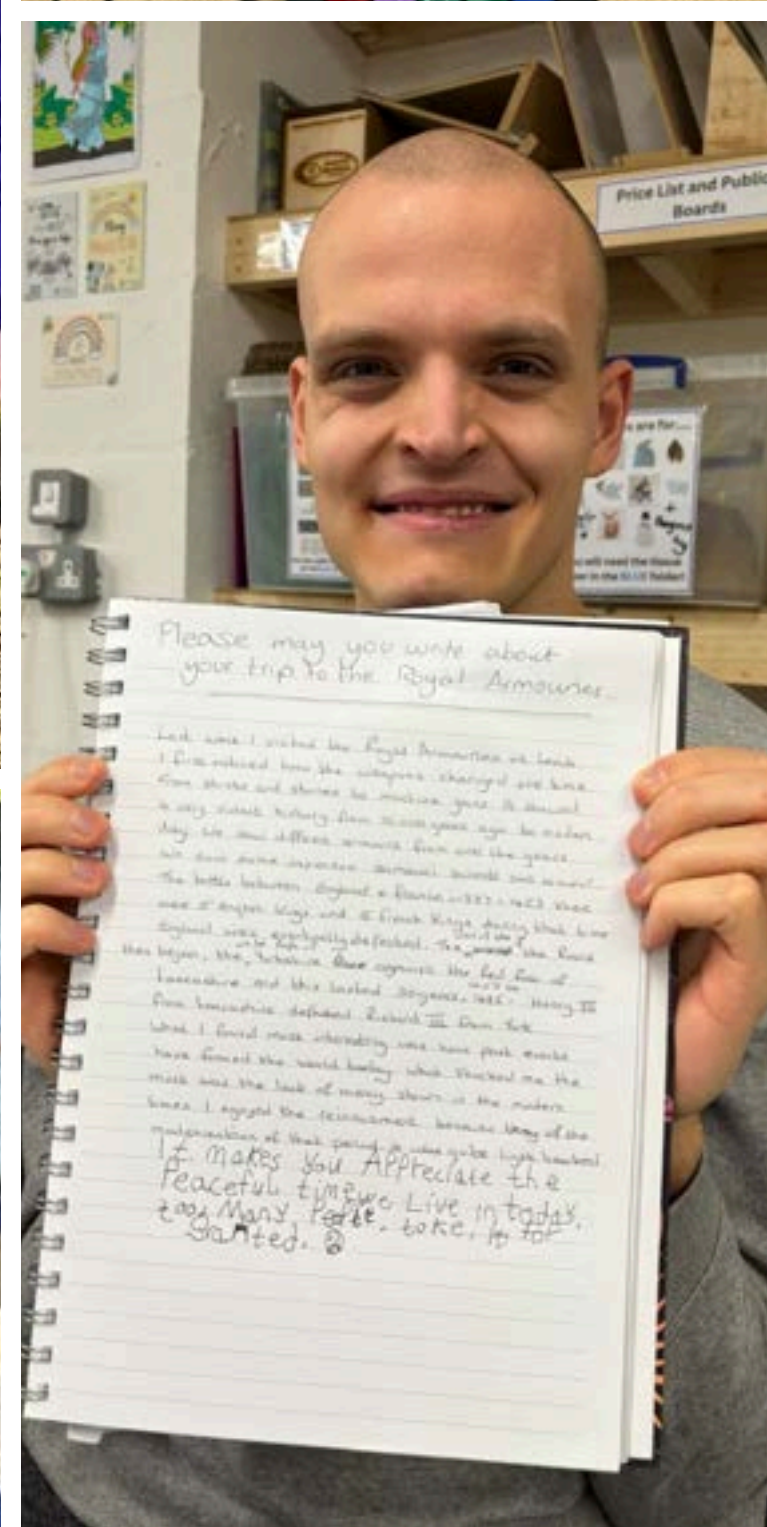
Christmas Fair at Ripon Cathedral
Friday 21st – Saturday 22nd November



December

Coffee Morning at Marton cum Grafton
Saturday 6th December 10am - 12pm







A Message from



Jennyruth Workshops
Unit 5, Red House Farm,
Bridge Hewick
Ripon
North Yorkshire
HG4 5AY

01765 606620

